

Name: _____ Date: _____ Class: _____

Practice the following katakana.

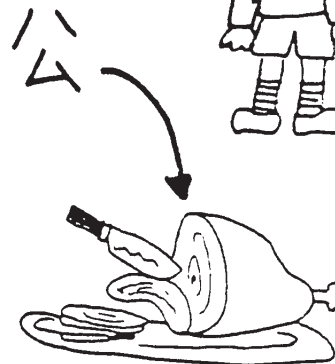

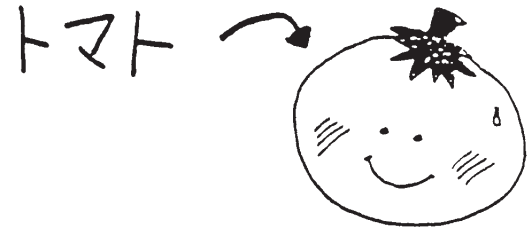
マ ma

ミ mi

ム mu

メ me

モ mo



Name: _____ Date: _____ Class: _____

1. Carefully copy the following strokes in the empty squares by writing them in the direction indicated by the arrows.

マ	→ ¹	マ ²	¹	²	¹	²	¹	²	
ミ	二 ¹	ミ ²	ミ ³	¹	²	³	¹	²	³
ム	ノ ¹	ム ²	¹	²	¹	²	¹	²	
メ	ノ ¹	メ ²	¹	²	¹	²	¹	²	
モ	二 ¹	モ ²	モ ³	¹	²	³	¹	²	³

2. Now practice writing the following katakana in the correct stroke order.

マ		ミ		ム		メ		モ	

3. Write the following words in katakana.

- | | | | | | | | | |
|----------------------------|----------------------|----------------------|--------------------------|----------------------------|----------------------|----------------------|----------------------|----------------------|
| 1. tomato
(tomato) | <input type="text"/> | <input type="text"/> | <input type="text"/> | 4. kosumosu
(cosmos) | <input type="text"/> | <input type="text"/> | <input type="text"/> | <input type="text"/> |
| 2. chiimu
(team) | <input type="text"/> | <input type="text"/> | <input type="text"/> | 5. minesota
(Minnesota) | <input type="text"/> | <input type="text"/> | <input type="text"/> | <input type="text"/> |
| 3. memo
(memo) | <input type="text"/> | <input type="text"/> | 6. mekishiko
(Mexico) | <input type="text"/> | <input type="text"/> | <input type="text"/> | <input type="text"/> | |
| 7. mekanikku
(mechanic) | <input type="text"/> | <input type="text"/> | <input type="text"/> | <input type="text"/> | <input type="text"/> | | | |

Using the correct stroke order, practice writing the following katakana horizontally.

マ					
ミ					
ム					
メ					
モ					
マ	一				
ミ	一				
ム	一				
メ	一				
モ	一				

Name: _____ Date: _____ Class: _____

Name: _____ Date: _____ Class: _____


Using the correct stroke order, practice writing the following katakana vertically.

モ	メ	ム	ミ	マ

モ	メ	ム	ミ	マ
丨	丨	丨	丨	丨

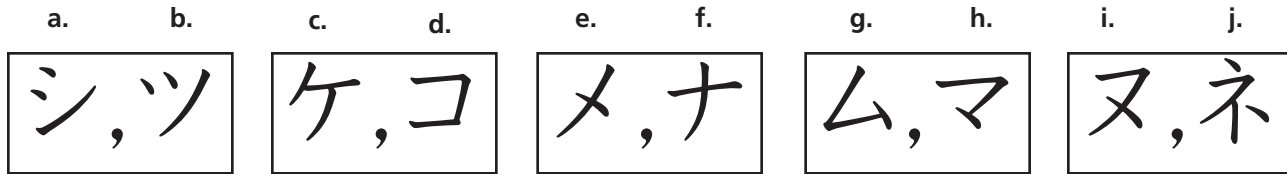
Name: _____ Date: _____ Class: _____

1. Listen to each daily conversation and choose the appropriate picture from those below.



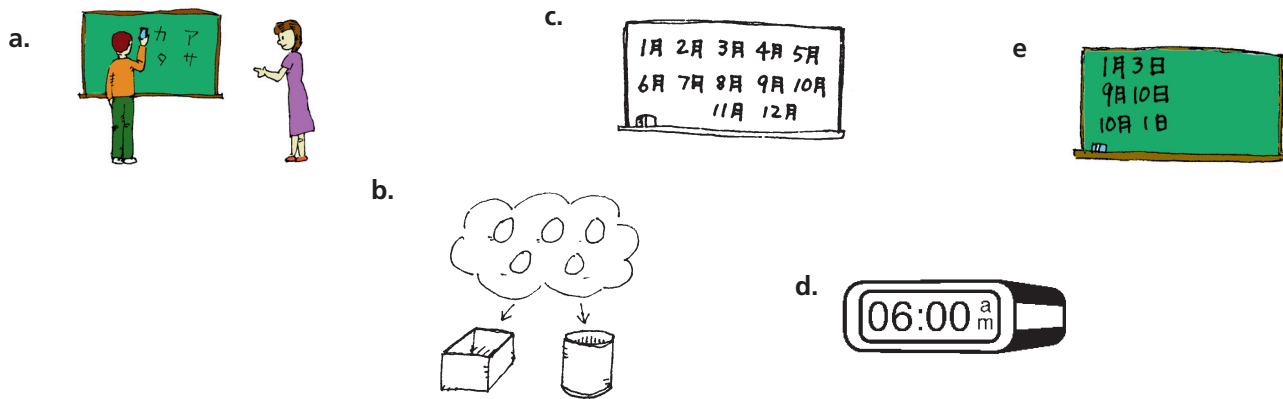
1. _____ 2. _____ 3. _____ 4. _____ 5. _____

2. Listen and choose the katakana from the choices given below.



1. _____ 2. _____ 3. _____ 4. _____ 5. _____

3. Listen to the following classroom expressions and choose the appropriate picture from those below.

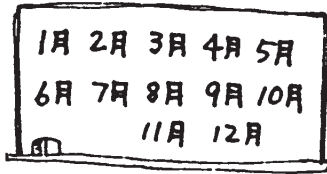


1. _____ 2. _____ 3. _____ 4. _____ 5. _____

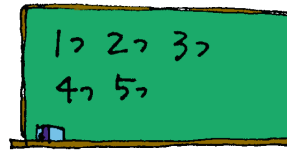
Name: _____ Date: _____ Class: _____

1. Listen to the following dialogues and choose the appropriate expressions from the pictures below.

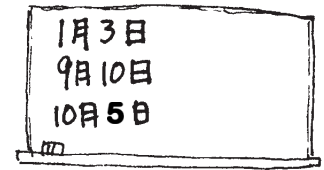
a.



b.




c.



d.



e.



1. _____ 2. _____ 3. _____ 4. _____ 5. _____

2. Read the numbers on the blackboard pictured in the box above. Circle the appropriate reading.

- a. 1 gatsu (nigatsu, sangatsu, shigatsu, gogatsu, ichigatsu)
 b. 2 gatsu (nigatsu, sangatsu, shigatsu, gogatsu, ichigatsu)
 c. 3 gatsu (nigatsu, sangatsu, shigatsu, gogatsu, ichigatsu)
 d. 4 gatsu (nigatsu, sangatsu, shigatsu, gogatsu, ichigatsu)
 e. 5 gatsu (nigatsu, sangatsu, shigatsu, gogatsu, ichigatsu)
 f. 1 tsu (futatsu, hitotsu, yottsu, itsutsu, mittsu)
 g. 2 tsu (futatsu, hitotsu, yottsu, itsutsu, mittsu)
 h. 3 tsu (futatsu, hitotsu, yottsu, itsutsu, mittsu)
 i. 4 tsu (futatsu, hitotsu, yottsu, itsutsu, mittsu)
 j. 5 tsu (futatsu, hitotsu, yottsu, itsutsu, mittsu)
 k. 100 (juujuu, haku, hyaku, hiku, juusen)
 l. 70 (nanajuu, hachijuu, kyuujuu, happyaku)
 m. 80 (hachijuu, kyuuhyaku, kyuujuu, happyaku)
 n. 1 gatsu 3ka (ichigatsu futsuka, ichigatsu mikka, ichigatsu tsuitachi)
 o. 9 gatsu 10ka (kugatsu kokonoka, kugatsu tsuitachi, kugatsu tooka)
 p. 10 gatsu 5ka (juugatsu mikka, juugatsu yokka, juugatsu itsuka)