


なまえ: _____ ひにち: _____ クラス: _____

KISETSU THEATER

1) Have you ever seen Japanese people greeting one another or introducing themselves to others?



2) Imagine a situation where you would use the word "ja."



3) How would remembering a telephone number help you if you were travelling to Japan alone?

4) Do you think Japanese people exchange Christmas cards as you do in the U.S.?





5) What would you be able to buy in Japan if you had 1,000 yen in your pocket?

なまえ: _____ ひにち: _____ クラス: _____

1. Write the words in katakana to match the English words on the left using the guessing strategy.

<i>English</i>	<i>katakana</i>
1. test	テ (te) _____
cast	キャ (kya) _____
host	ホ (ho) _____
post	ポ (po) _____
cost	コ (ko) _____
toast	トー (too) _____
coast	コー (koo) _____
2. soft	ソ (so) _____
loft	ロ (ro) _____
shaft	シャ (sha) _____
shift	シ (shi) _____
gift	ギ (gi) _____
3. note	ノ (noo) _____
mute	ミュー (myuu) _____
cute	キュー (kyuu) _____
skate	ス (su) ケー (kee) _____

2. What are the objects in the following pictures? Try to guess! Write the answers in katakana in the boxes on the left and in English on the right.

	<i>katakana</i>	<i>English</i>						
	<table border="1" style="display: inline-table; border-collapse: collapse;"> <tr> <td style="width: 25px; height: 25px;"></td> <td style="width: 25px; height: 25px;"></td> <td style="width: 25px; height: 25px;"></td> <td style="width: 25px; height: 25px;"></td> <td style="width: 25px; height: 25px;"></td> <td style="width: 25px; height: 25px;"></td> </tr> </table>							_____
	<table border="1" style="display: inline-table; border-collapse: collapse;"> <tr> <td style="width: 25px; height: 25px;"></td> <td style="width: 25px; height: 25px;"></td> <td style="width: 25px; height: 25px;"></td> <td style="width: 25px; height: 25px;"></td> <td style="width: 25px; height: 25px;"></td> <td style="width: 25px; height: 25px;"></td> </tr> </table>							_____
	<table border="1" style="display: inline-table; border-collapse: collapse;"> <tr> <td style="width: 25px; height: 25px;"></td> <td style="width: 25px; height: 25px;"></td> <td style="width: 25px; height: 25px;"></td> <td style="width: 25px; height: 25px;"></td> <td style="width: 25px; height: 25px;"></td> <td style="width: 25px; height: 25px;"></td> </tr> </table>							_____
	<table border="1" style="display: inline-table; border-collapse: collapse;"> <tr> <td style="width: 25px; height: 25px;"></td> <td style="width: 25px; height: 25px;"></td> <td style="width: 25px; height: 25px;"></td> <td style="width: 25px; height: 25px;"></td> <td style="width: 25px; height: 25px;"></td> <td style="width: 25px; height: 25px;"></td> </tr> </table>							_____

なまえ: _____ ひにち: _____ クラス: _____

1. What would you do in the following situations? From box below, choose the technique that you would use to get the correct information.

- _____ Situation 1: You are taking a shower. Your mother told you about tonight's plan to go out, but you only heard bits of information.
- _____ Situation 2: When you are asking for directions, a big truck is passing by and you miss some information.
- _____ Situation 3: You need to pick up your friend at the airport. Your friend calls you to tell you his/her flight. You need to make sure of the date of his/her arrival, the time, the airline, as well as the flight number.
- _____ Situation 4: When you receive a phone call, the caller gives you a phone number, but you did not write it down. You need that phone number.

1. Partial repeat
 2. Confirming
 3. Ask again

2. In the following situation, give the equivalent gesture or phrase in English.

あのう Situation 1: Two people are talking and you need to speak to one of them. How do you interrupt and start a conversation about what you need to say?


English equivalent word(s)/gesture _____

じゃ/
じゃあ Situation 2: How would you change the subject?




English equivalent word(s)/gesture _____

なまえ: _____ ひにち: _____ クラス: _____


You are creating a bilingual robot butler for your exchange student. You need to create a dictionary of greetings and phrases used in basic conversation. Match the picture with the appropriate phrase or word in hiragana or katakana.



1. おはようございます(ohayoogozaimasu) _____
2. なつ (natsu) _____
3. じゃ (ja) _____
4. こんばんは (konbanwa) _____
5. はい、どうぞ (hai, doozo) _____
6. はじめまして (hajimemashite) _____
7. おなまえは (onamaewa) _____
8. ふゆ (fuyu) _____
9. あのう (anoo) _____
10. いただきます (itadakimasu) _____
11. いってらっしゃい (itterasshai) _____
12. さようなら (sayoonara) _____
13. ありがとう (arigatoo) _____

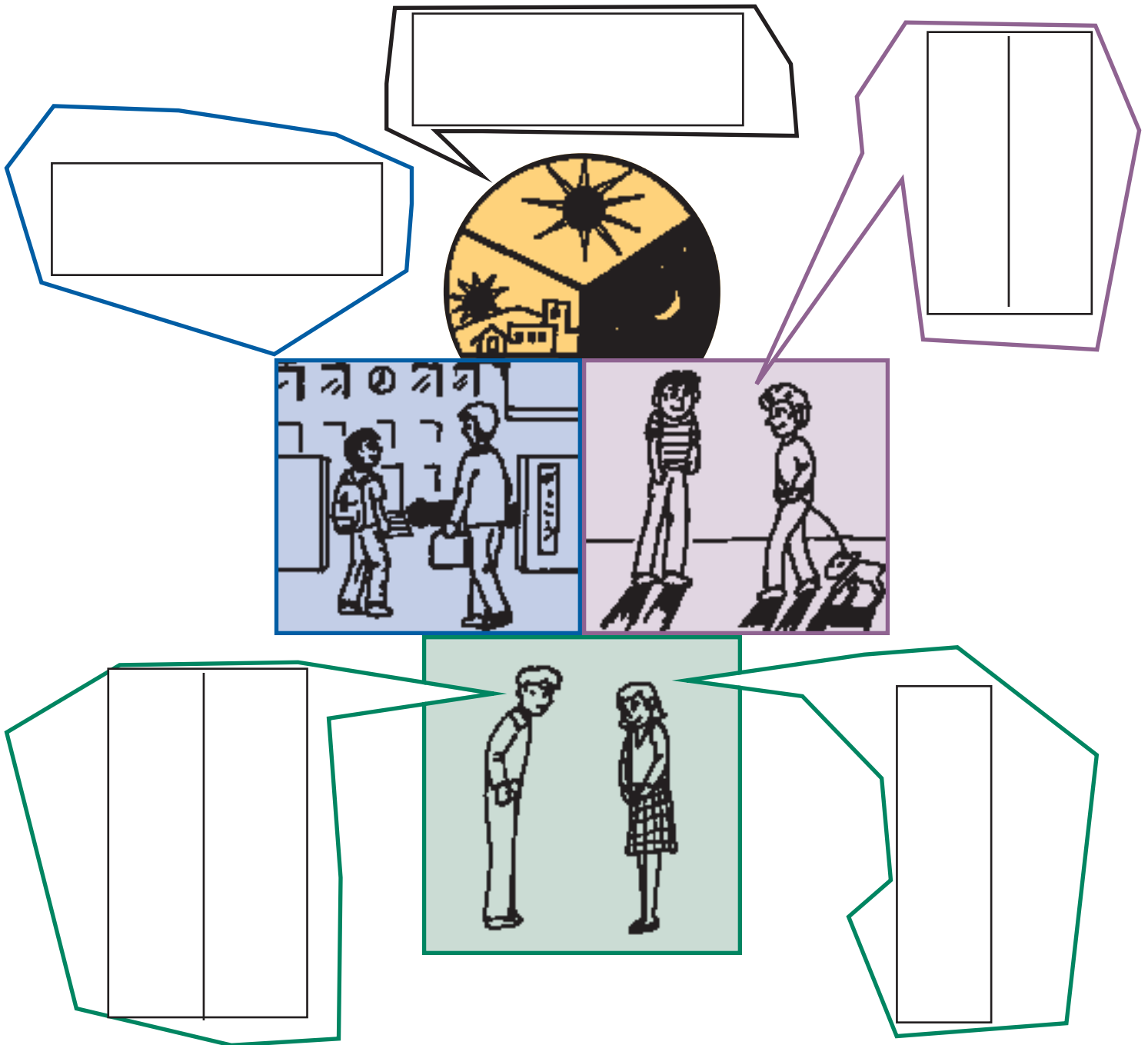


14. なんねんせいですか (nan nensei desu ka.) _____
15. でんわばんごうはなんばんですか (denwabango-wananbann-desu-ka) _____



なまえ: _____ ひにち: _____ クラス: _____

Match the following pictures with the most appropriate greeting expressions and fill in the conversation balloons in Japanese. (See page 81 of your textbook.)



こんにちは。こんにちは。
 おはよう。おはようございます。
 こんばんは。こんばんは。
 はじめまして。はじめまして。どうぞよろしく。

なまえ: _____ ひにち: _____ クラス: _____

Match the following pictures with the most appropriate greeting expressions and fill in the conversation balloons in Japanese. (See page 82 in your textbook.)

Illustration 1: A woman holding a cake, a girl with a flower, and a boy with a surprised expression.

Illustration 2: A boy and a girl.

Illustration 3: A boy and a girl.

おげんきですか。はい、げんきです。
さようなら。さようなら。
はい、どうぞ。はい、ありがとうございます。いいえ、けっこうです。

なまえ: _____ ひにち: _____ クラス: _____

Match the following numbers with the most appropriate words in Japanese.

s a n h y a k u
さんひやく

s a n p y a k u
さんぴやく

700

20

300

90

s a n b y a k u
さんびやく

j u u j u u
じゅうじゅう

n i j u u
にじゅう

n i j u u y o n
にじゅうよん

y o n j u u n i
よんじゅうに

k y u u h y a k u
きゅうひやく

800

27

k y u u h y a k u
きゅうひやく

h a h h y a k u
はっひやく

h a p p y a k u
はっぴやく

r o h h y a k u
ろっひやく

29

h a b b y a k u
はっびやく

n i j u u k u
にじゅうく

24

r o p p y a k u
ろっぴやく

n i j u u n a s h i
にじゅうなし

n i j u u s h i c h i
にじゅうしち

600

n a n a h y a k u
ななひやく

なまえ: _____ ひにち: _____ クラス: _____

1. Listen and match the grade pictured below. Write in the numbers on the blank lines.



a. こうこう
1ねんせい

b. ちゅうがく
3ねんせい

c. こうこう
3ねんせい

d. ちゅうがく
2ねんせい

e. しょうがく
6ねんせい

1. _____

2. _____

3. _____

4. _____

5. _____

2. Listen and choose the appropriate American grade level. Write in the numbers that correspond to the American grade level.

American Grade Level 1 _____, 2 _____, 3 _____, 4 _____, 5 _____, 6 _____
7 _____, 8 _____, 9 _____, 10 _____, 11 _____, 12 _____

3. Read the following dialogues. Choose the matching relationship from the box on the bottom. Write the appropriate number on the blank lines provided.

1. A: おはよう。
B: おはようございます。 _____

2. A: よろしく。
B: どうぞよろしく おねがいします。 _____

3. A: おはよう。
B: おはよう。 _____

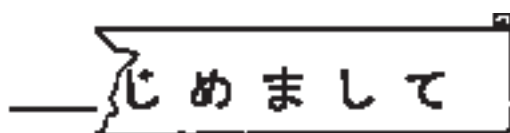
1.	A:	student
	B:	student
2.	A:	student
	B:	teacher
3.	A:	teacher
	B:	student
4.	A:	teacher
	B:	teacher

なまえ: _____ ひにち: _____ クラス: _____

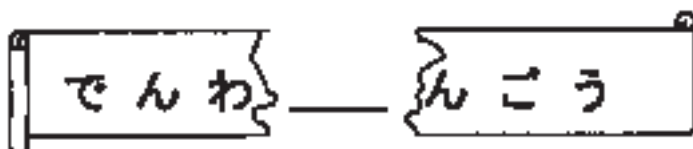
1. A cat ripped the paper! Draw in the missing parts to form the appropriate katakana words.



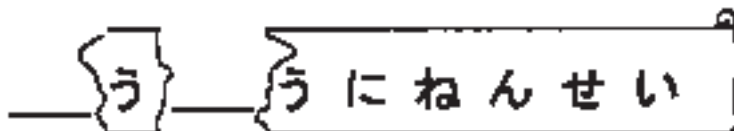
2. A cat ripped the paper again! Fill in the blanks with the missing hiragana.



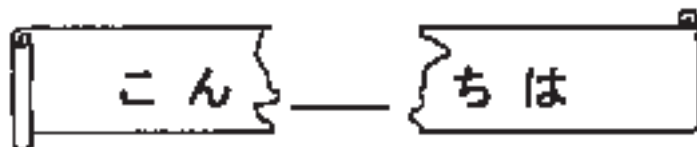
(first time greeting)



(telephone number)



(11th grade)



(daily greeting)

3. Read the following statements and mark each of them either true (T) or false (F).

1. _____ A person said: “おはようございます” and another person replied: “おはよう” Their relationship is that of friends.
2. _____ It is 1:00 p.m. A person greets his/her friend: “こんにちは” This greeting is appropriate for the time of day.
3. _____ You meet your teacher in front of a movie theater at 8:00 p.m. You greet him/her with: “こちらこそ” This is an appropriate greeting for the time of day.
4. _____ “はじめまして” is used only for the first encounter.
5. _____ Handshaking is not an appropriate greeting in Japan.

なまえ: _____ ひにち: _____ クラス: _____

1. Match the following Japanese words to the equivalent American grade levels by drawing lines between the dots.

こうこう • しょうがっこう • ちゅうがっこう •	American grade levels • 1 - 6 • 7 - 9 • 10 - 12
----------------------------------	--

2. Circle the correct answer from the box for each statement below.

1. 6ねんせい は
 こうこう 6ねんせい
 ちゅうがく 6ねんせい
 しょうがく 6ねんせい
 です。

2. 10ねんせい は
 しょうがく 10ねんせい
 こうこう 1ねんせい
 ちゅうがく 1ねんせい
 です。

3. 7ねんせい は
 ちゅうがく 1ねんせい
 しょうがく 7ねんせい
 ちゅうがく 2ねんせい
 です。

4. 9ねんせい は
 ちゅうがく 3ねんせい
 しょうがく 1ねんせい
 こうこう 1ねんせい
 です。


なまえ: _____ ひにち: _____ クラス: _____


1. Can you find the words from the box below in the puzzle? words may be read in any direction: horizontally, vertically or diagonally. Circle the words in the puzzle as you find them.


1, 2, 3, 4, 5, 6, 7, 8,
good morning, good afternoon, good evening
phone, how do you do


は	じ	め	ま	し	て
じ	い	な	い	ち	こ
め	な	ち	こ	ろ	ん
お	は	よ	う	く	ば
お	ろ	ち	ば	で	ん
な	は	こ	ん	ん	は
あ	さ	よ	は	わ	く
こ	ん	に	し	は	ち

2. Match the following seasons with the correct picture by writing the appropriate number in the space given.

春  a. _____

冬  b. _____

秋  d. _____

夏  c. _____

きせつ (season)

- | | |
|----|----|
| 1. | なつ |
| 2. | ふゆ |
| 3. | はる |
| 4. | あき |